

---

### ***EAN/JAN-13 Addenda***

This selection adds 2 or 5 digits to the end of all scanned EAN/JAN-13 data. *Default = Off for both 2 Digit and 5 Digit Addenda.*



E13AD21.  
2 Digit Addenda On



E13AD20.  
\* 2 Digit Addenda Off



E13AD51.  
5 Digit Addenda On



E13AD50.  
\* 5 Digit Addenda Off

### ***EAN/JAN-13 Addenda Required***

When **Required** is scanned, the engine will only read EAN/JAN-13 bar codes that have addenda. *Default = Not Required.*



E13ARQ1.  
Required



E13ARQ0.  
\* Not Required

### ***EAN-13 Beginning with 2 Addenda Required***

This setting programs the engine to require a 2 digit addenda only on EAN-13 bar codes that begin with a "2." The following settings can be programmed:

**Require 2 Digit Addenda:** All EAN-13 bar codes that begin with a "2" must have a 2 digit addendum. The EAN-13 bar code with the 2 digit addendum is then transmitted as a single, concatenated bar code. If a 2 digit addendum is not found within the Addenda Timeout period, the EAN-13 bar code is discarded.


*Note: if you are using EAN-13 Beginning with 290 Addenda Required (page 6-46), that setting will take precedence over this one.*




UPC-A + 2




UPC-A + 25



UPC-E0 + 2



UPC-E0+5



EAN13 + 2



EAN13 + 5



EAN8+2



EAN8+5